

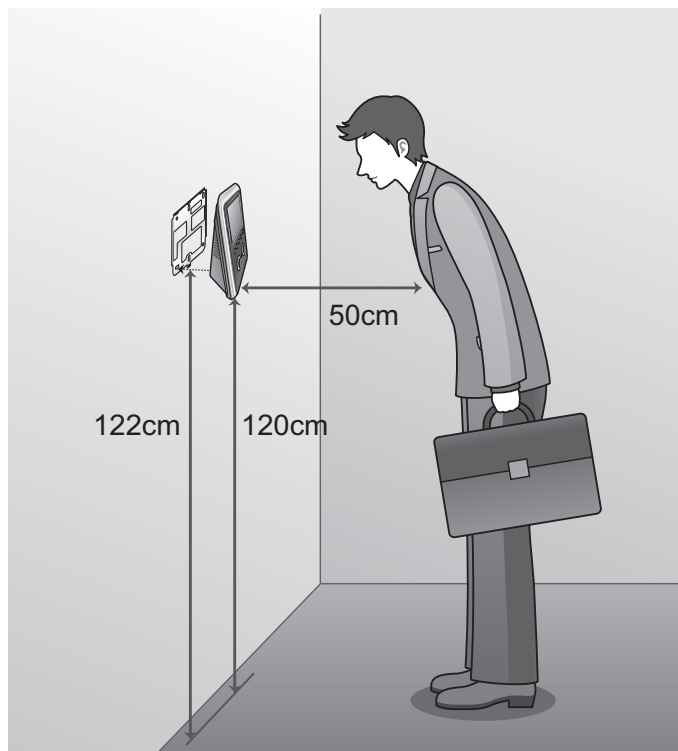
Installation

FaceStation has a built-in camera for face recognition and video interphone. It is recommended that you install the device by considering the recommended installation height based on the bottom heights of device and bracket.

Recommended Installation Height		Range of User's Height	
Bottom of the device	Bottom of the bracket	Minimum	Maximum
90cm	92cm	125cm	175cm
100cm	102cm	135cm	185cm
115cm	117cm	145cm	195cm
120cm	122cm	155cm	205cm

Precautions for Installation


- The optimal installation height is 120cm. (Based on the user's height between 155cm - 205cm)
- It is recommended that you adjust the installation height based on the shortest person of all the users.
- If you install devices for a same user group in many places, it is recommended that you make all of them all the same height.
- The device must be installed indoors.
- When installing the device near a window, install the device at least 3 meters away from the window.
- Avoid a place where there is direct sunlight on the face or from behind.
- Make sure not to install the device under incandescent light bulbs.



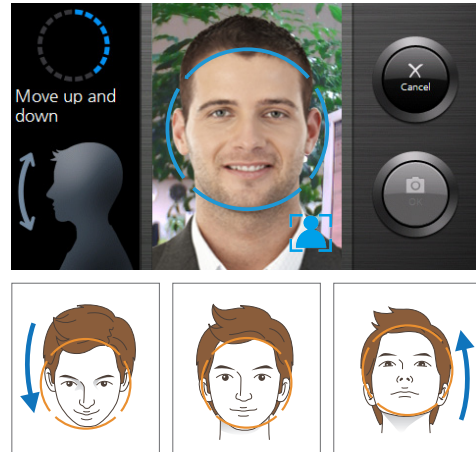
Registering Face

Go to **Menu** > **User** > **Enroll User** and press **Faces** in order to register a face for authentication.

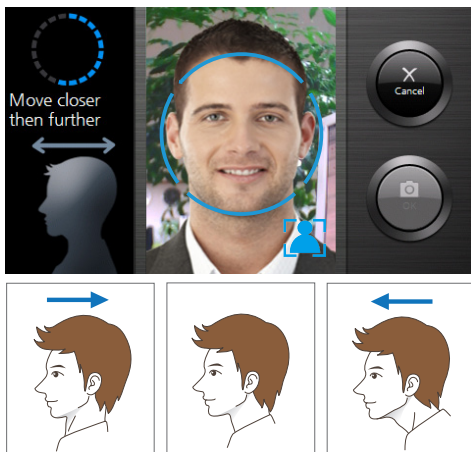
1 Stare at the screen.



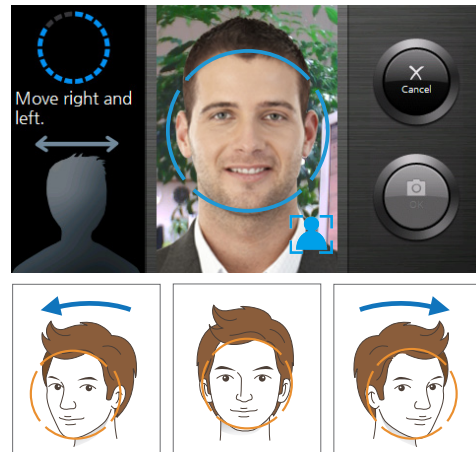
2 Move your face up and down.




3 Move your face back and forth.




4 Move your face right and left.



Precautions for Face Registration and Authentication




When initially registering the front of the face, the authentication performance may be deteriorated if you face up. Make sure to stare at the screen and move the face slightly.



Make sure that more than two people's faces should not be registered on the screen at the same time.



Make sure to take off a hat and to make the face with the eyebrows exposed in order not to cover the lower part of the face with hairs.



When wearing sunglasses, the authentication is not possible. Make sure to take it off before registration.

※ If a user frequently switches between wearing glasses and no glasses change the look of wearing glasses when registering left and right images.